



DARLINGTON
Borough Council

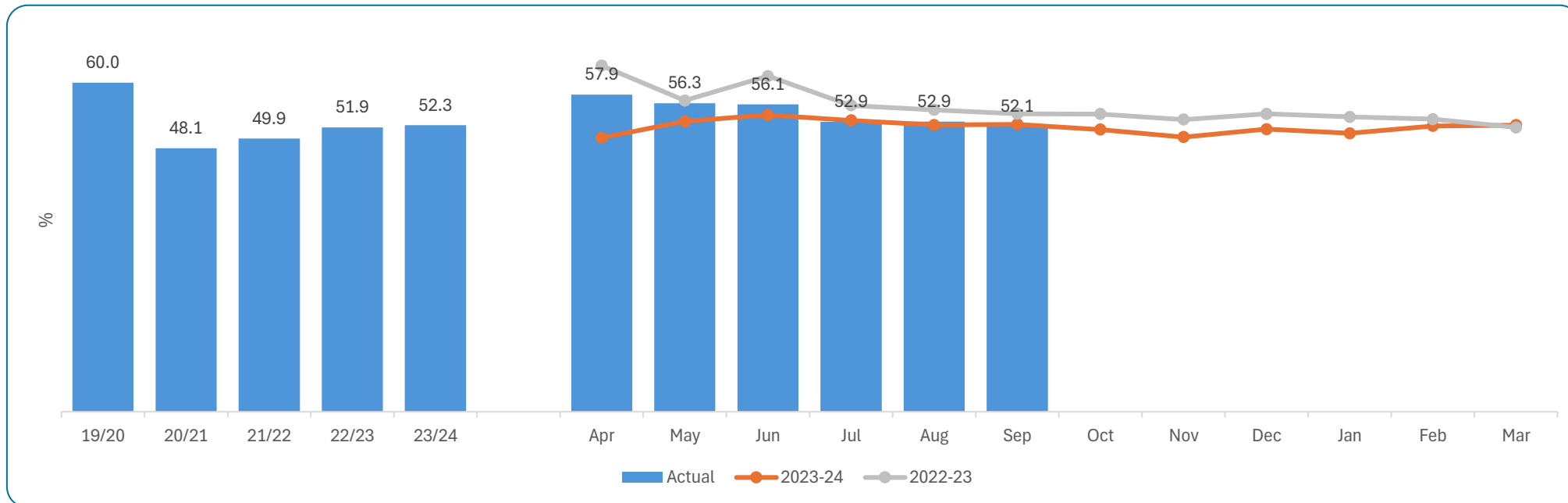
Adult's Social Care Performance & Practice Report

Quarter 2 (July - September 2024)

Scrutiny

Independence	
Definition	<p>Numerator: Of those in the denominator, those who have had a completed reablement review with outcomes of 'No services provided or identified', 'Long Term Support Ended', Universal Services/Signposted.</p> <p>Denominator: The total number of clients completing a reablement package during the period</p>
PERFORMANCE ANALYSIS	<p>Performance for this indicator continues to remain consistent.</p> <p>At the end of Quarter 2 it was reported that 36.6% of client needs had decreased, 8.9% needs had increased and 2.3% stayed the same. The remaining 52.1% are those who no longer had ongoing care needs.</p> <p>The number of clients being referred to RIACT as part of a hospital discharge remains consistently high, with an average of 83 hospital discharges being received per month during Quarter 2 of 2024-25. Although not all of these referrals progress to receive a service it does demonstrate the increase the service area is currently experiencing.</p>

ASC 019: % of people who have no ongoing care needs following completion of provision of a reablement package at the end of the month.

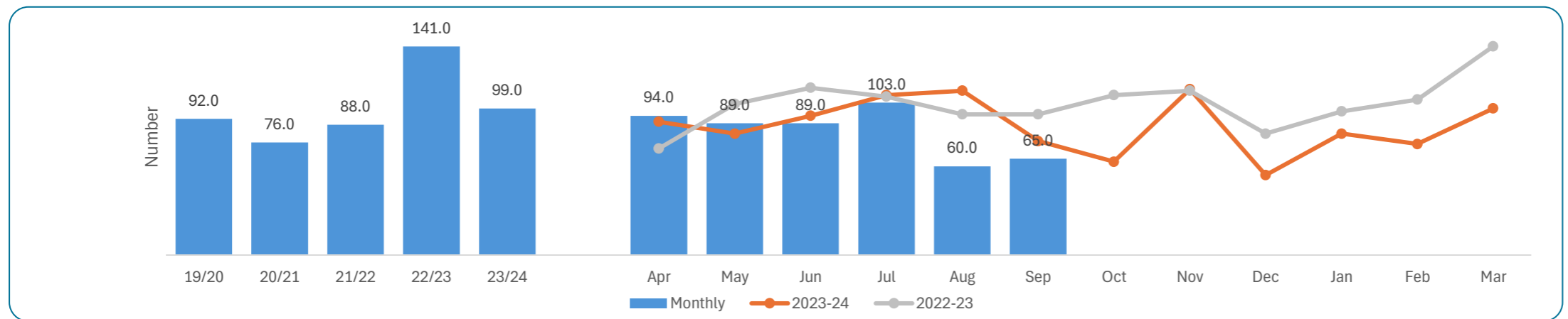


Safety

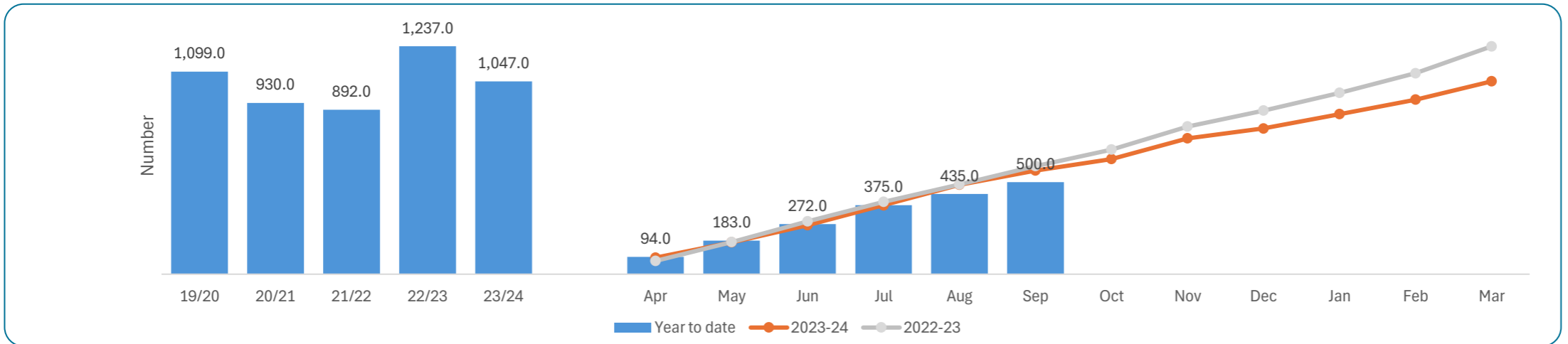
Definition Number of safeguarding concerns (initial enquiries) started - per month

PERFORMANCE ANALYSIS There have been 500 safeguarding enquiries started since April. The breakdown by the team starting a safeguarding concern (initial enquires):
 Safeguarding - 242 (48.4%)
 Adult Mental Health - 69 (13.8%)
 OAIT - 55 (11%)
 ACT - 35 (11%)
 Adult Learning Disability - 59 (11.8%)
 RIACT - 20 (4%)

ASC 209: Number of Safeguarding concerns (initial enquiries) Started - Per Month



ASC 208: Number of Safeguarding concerns (initial enquiries) Started - Year to Date

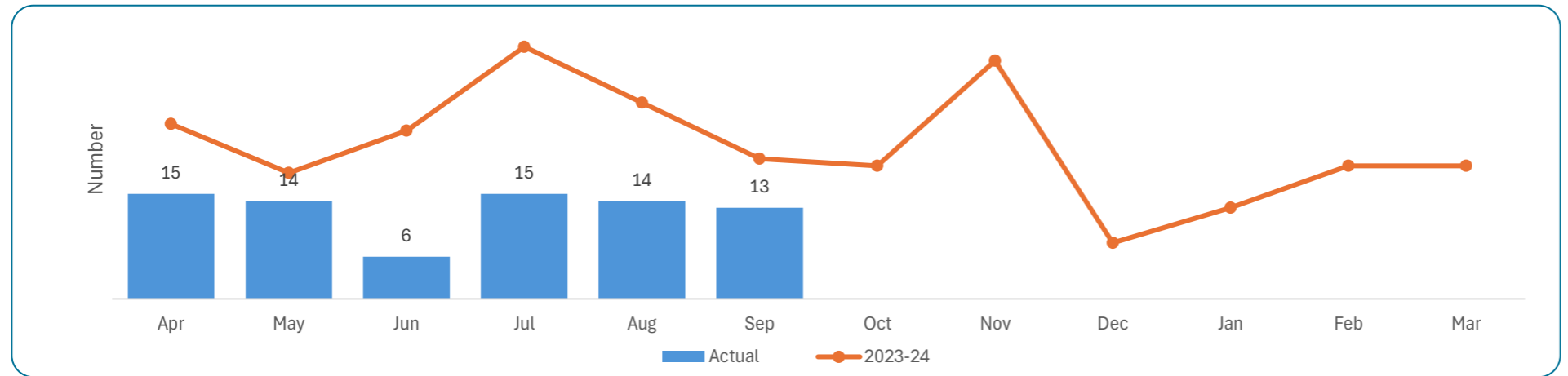


Safety

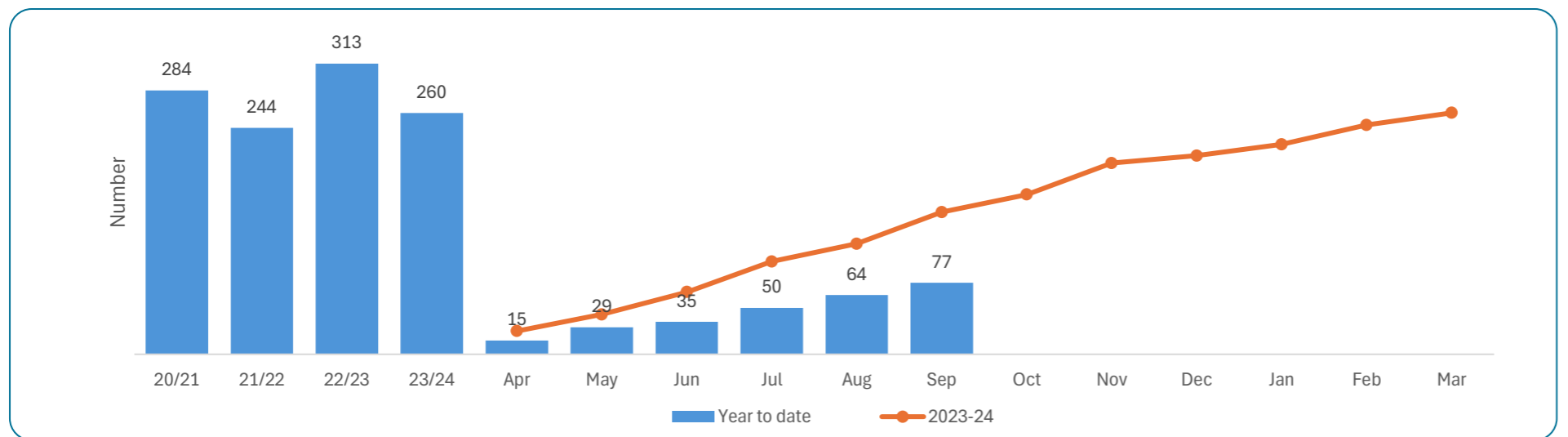
Definition Number of strategy meetings undertaken i.e. concerns progressed to strategy per month

PERFORMANCE ANALYSIS Of the 500 enquiries started since April 2024-25, 77 have progressed to a strategy meeting which represents a 15.4% conversion rate, this is a fall from the same period last year where the conversion rate was 20.9%.

ASC 211: Monthly number of strategy meetings



ASC 211a: Year to date number of strategy meetings undertaken

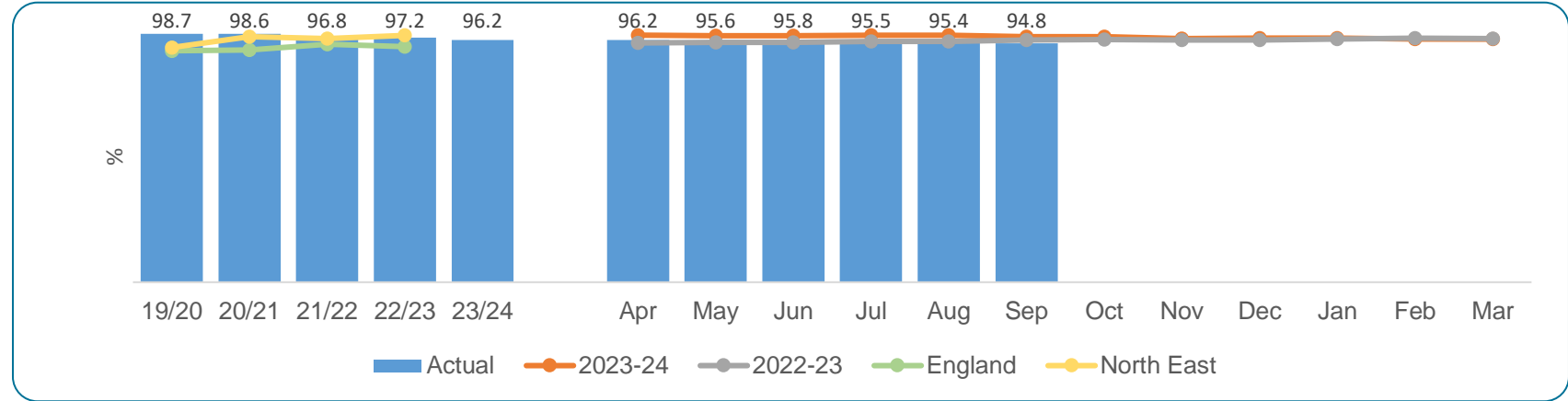


Empowerment

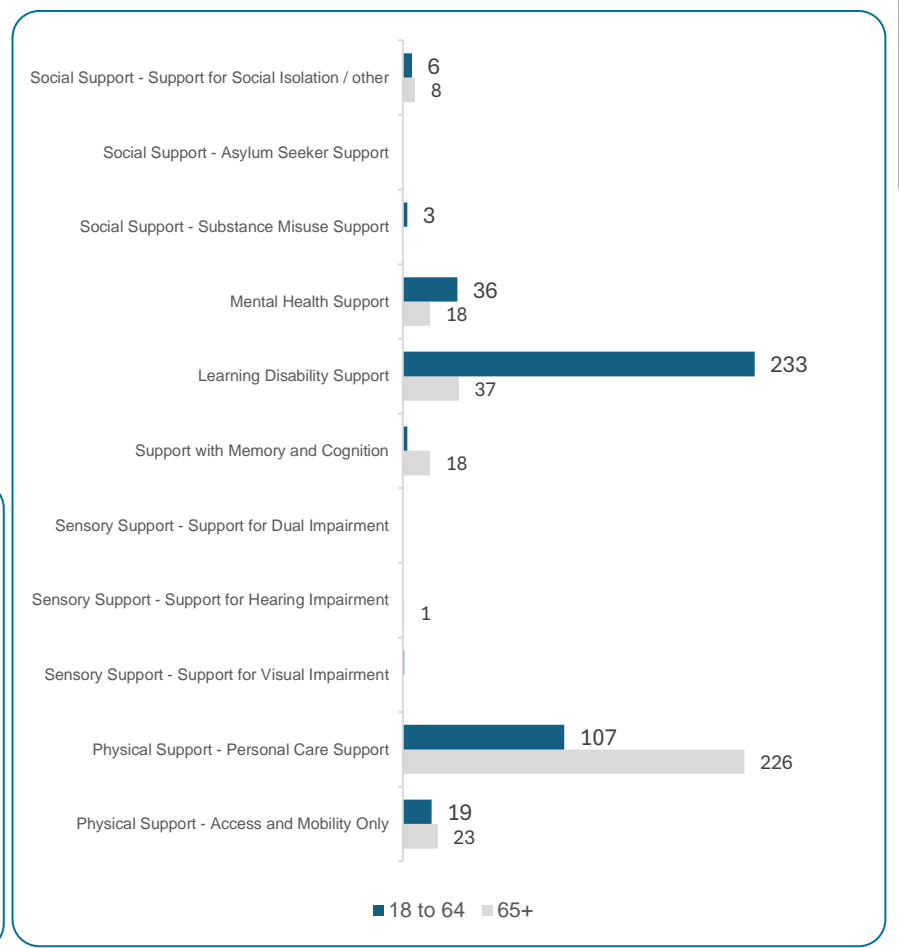
Definition Proportion of people using social care who receive self-directed support.
 Numerator - the number of users receiving either a) Direct Payments, b) Part Direct Payments or c) CASSR managed Personal Budget at the year end. Denominator - Clients (aged 18 or over) accessing long term community support at the year end.

PERFORMANCE ANALYSIS The proportion of people using social care who receive self directed support is currently 94.8%, this equates to 762 individuals.

ASC 049: Proportion of people using social care who receive self-directed support

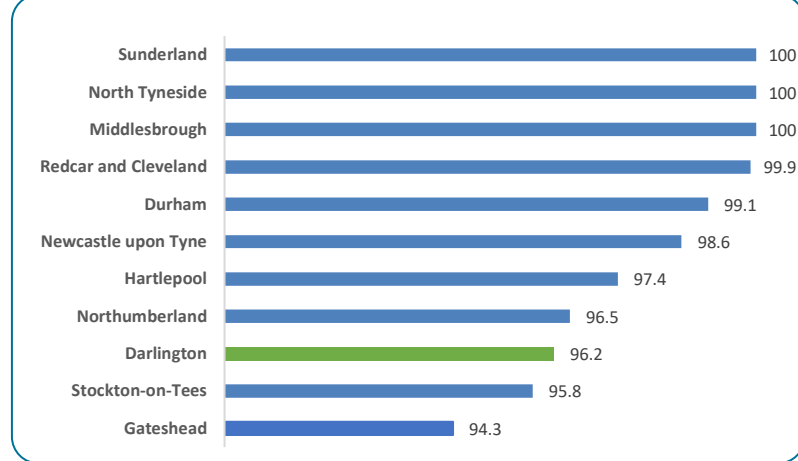


Primary Support Reason

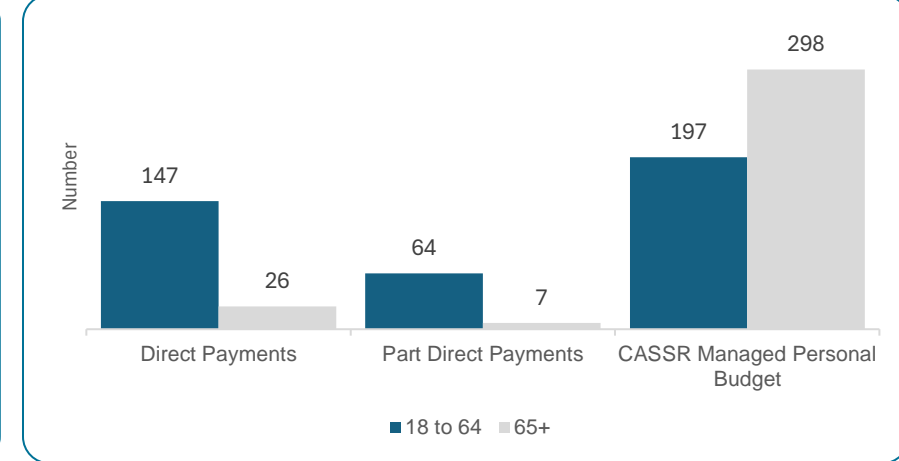


Darlington was ranked regionally for this indicator in 2023-24 - PROVISIONAL DATA

2023-24 regional results - PROVISIONAL DATA



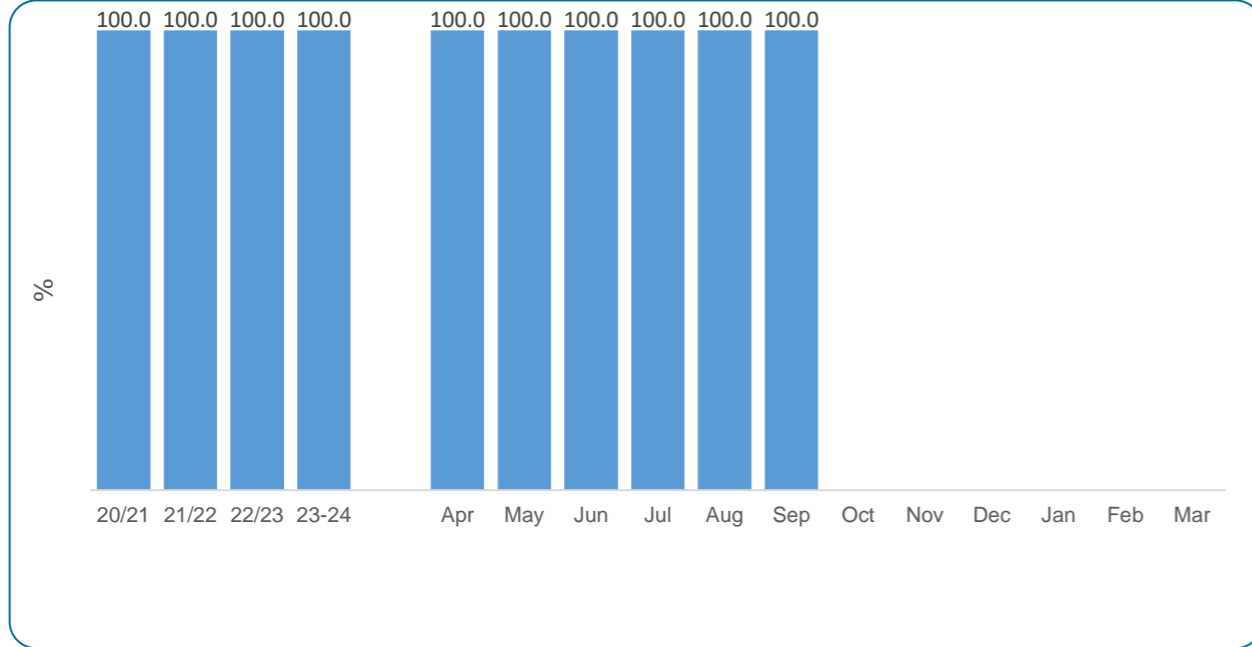
Breakdown of self-direct support



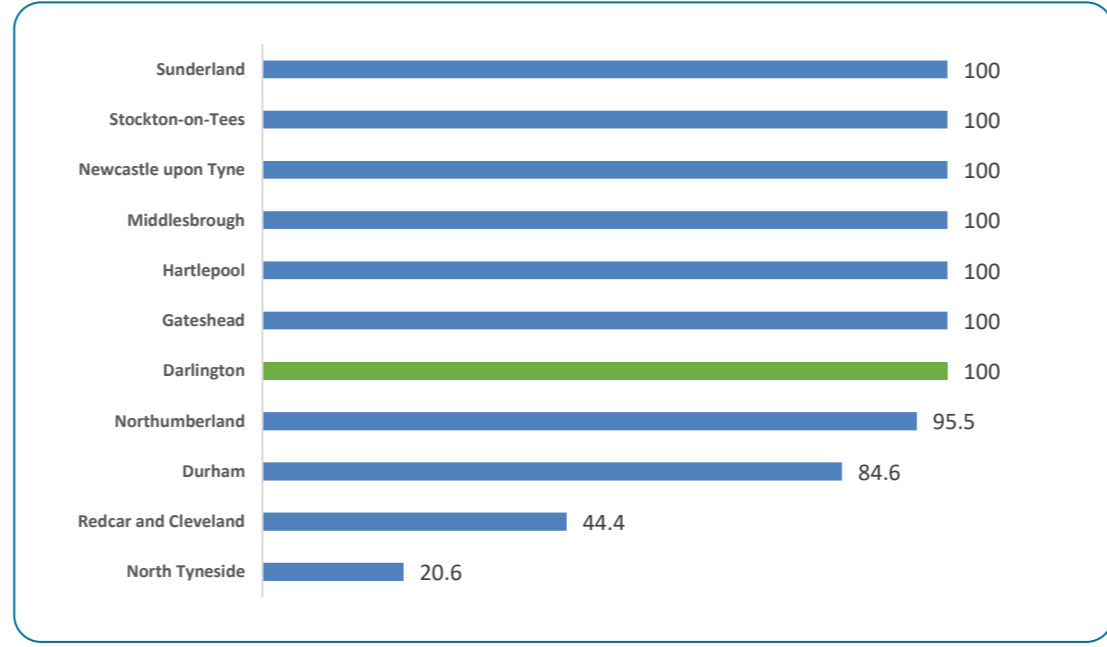
Empowerment

Definition Proportion of carers using social care who receive self direct support
Numerator: The number of users receiving either a) Direct Payments, b) Part Direct Payments or c) CASSR managed Personal Budget at the year end Denominator: Carers (caring for someone aged 18 or over) receiving carer-specific services at the year end

ASC 050: Proportion of carers using social care who receive self-directed support



2023-24 regional results - PROVISIONAL DATA



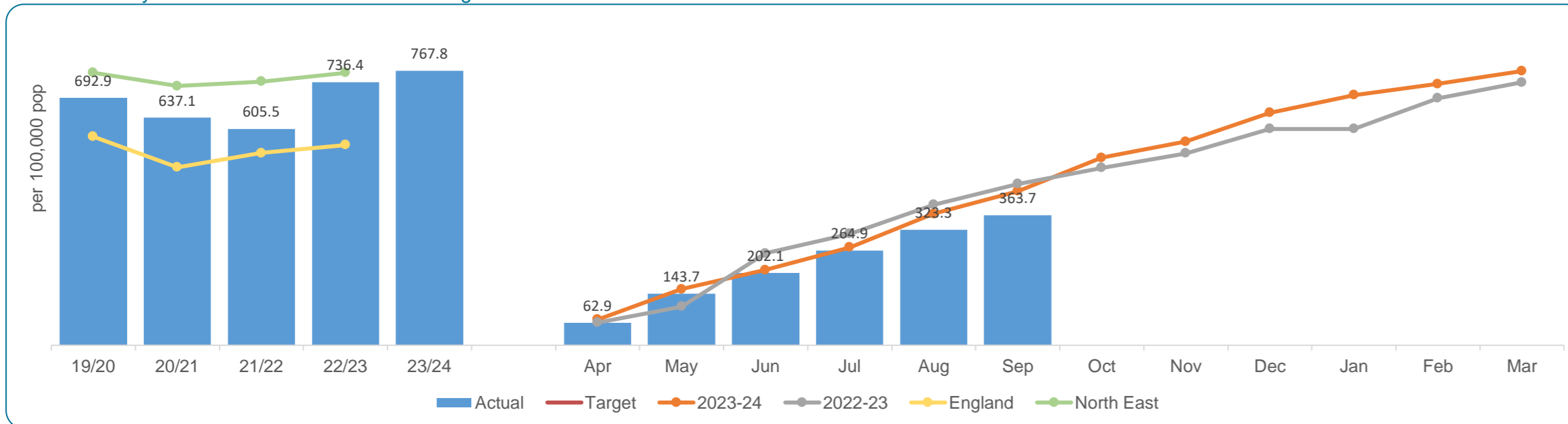
Darlington was ranked regionally for this indicator in 2023-24 - PROVISIONAL DATA

Independence

Definition
 Avoiding permanent placements in residential and nursing care homes is a good indicator of maximising independence and delaying dependency. However, it is acknowledged that for some people drawing on care admission to residential or nursing care homes can represent an improvement in their situation. This indicator also captures efficiency. Residential and nursing care are often the most expensive forms of interventions. Relying on interventions that maximise independence - where appropriate - would represent a cost saving.
 Data source: Client level data, Office of National Statistics

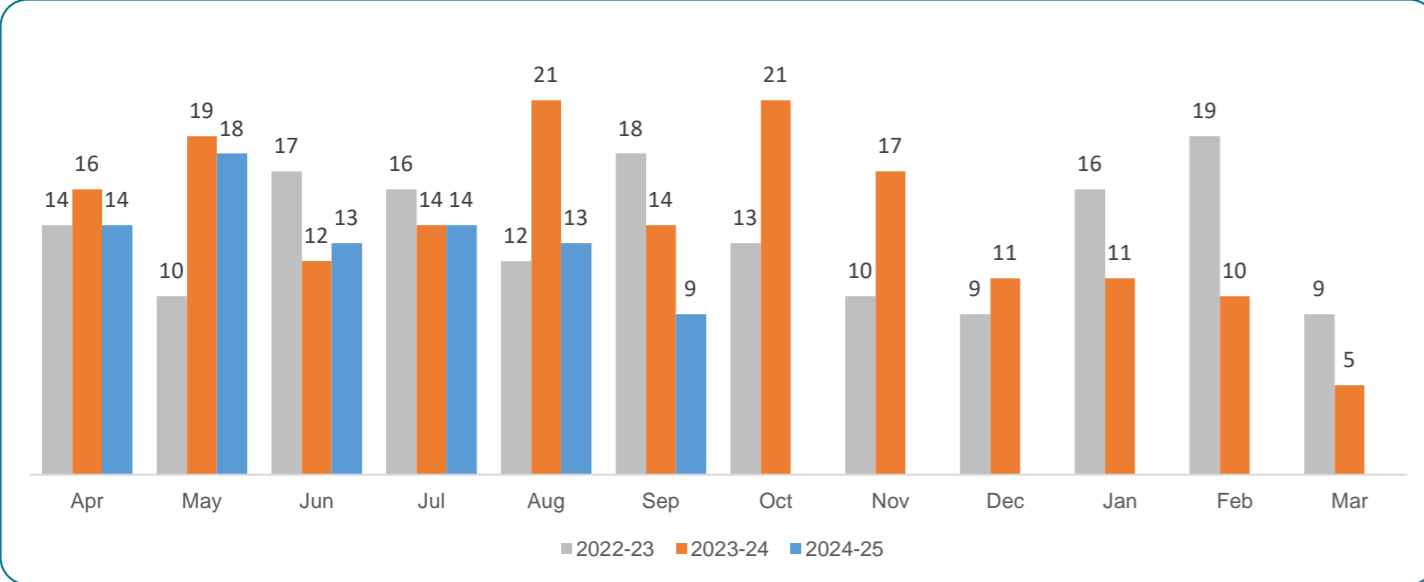
PERFORMANCE ANALYSIS
 As at the end of Quarter 2 2024-25 the total number of individuals who moved into permanent residential or nursing care is 81.
 This is an decrease from 96 in 2023-24 and 87 in 2022-23. The average length of stay for those individuals currently in permanent care aged 65+ is 29 months.
 The average age of individuals moving to permanent residential, or nursing care is 84, which is the same as the previous 2 years.
 Since April, 70 (86%) individuals moved into permanent residential or nursing care straight from an SBS. The current average length of stay in a SBS before moving to permanent care is 15 weeks, this is an improvement on the average figure of 19 weeks for 2023-24 and 20 weeks for 2022-23.

ASC 002 (ASCOF 2C): The number of adults aged 65 and over whose long-term support needs are met by admission to residential and nursing care homes

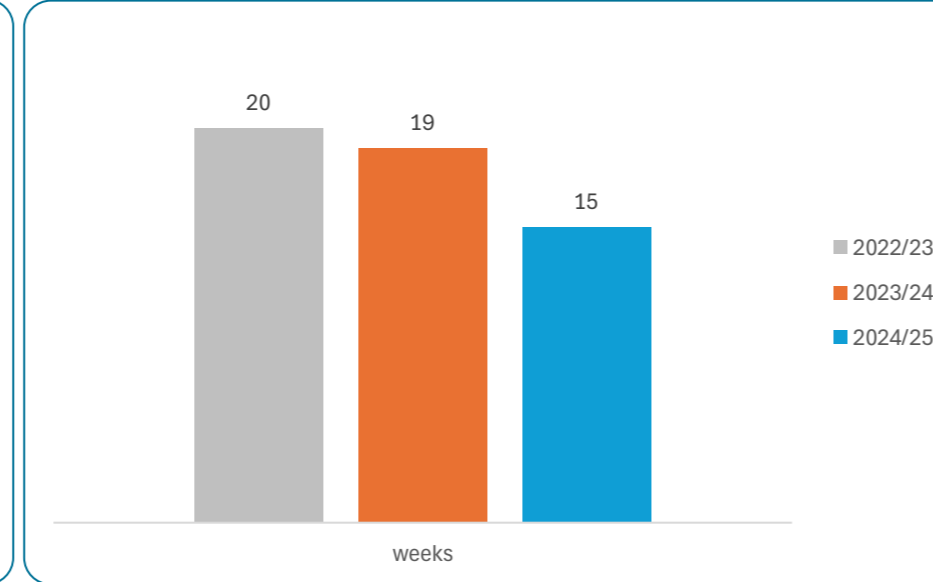


Darlington was ranked regionally for this indicator in 2023-24 PROVISIONAL DATA

ASC 002a: Number of monthly permanent admissions



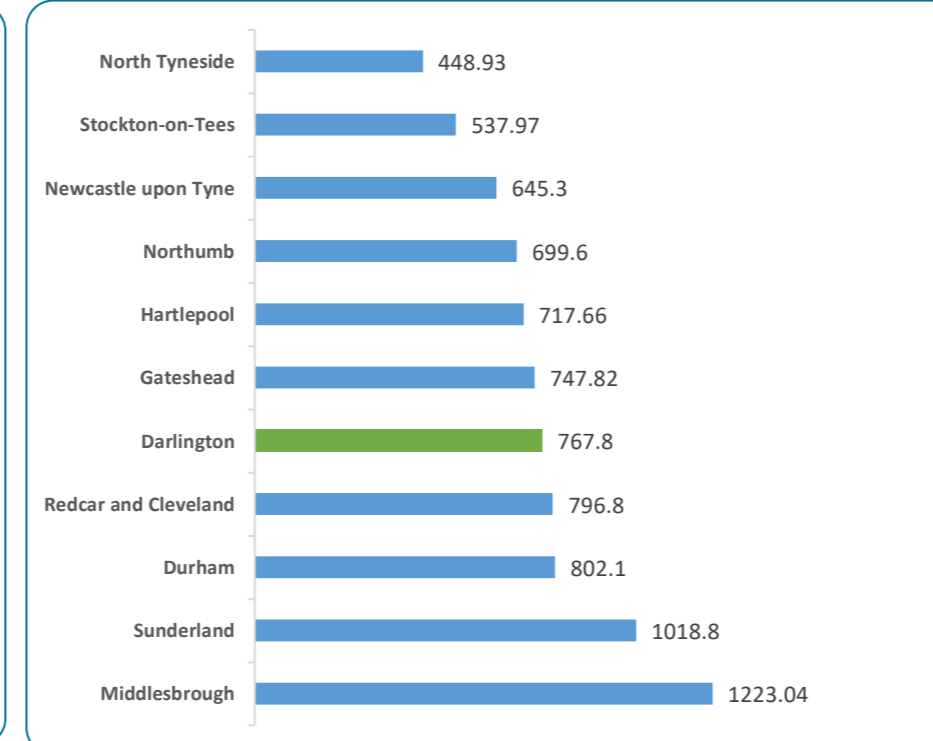
Average number of weeks in SBS prior to permanent care - YTD



Regional Performance (smaller is better) - 2023-24 Regional results - PROVISIONAL DATA

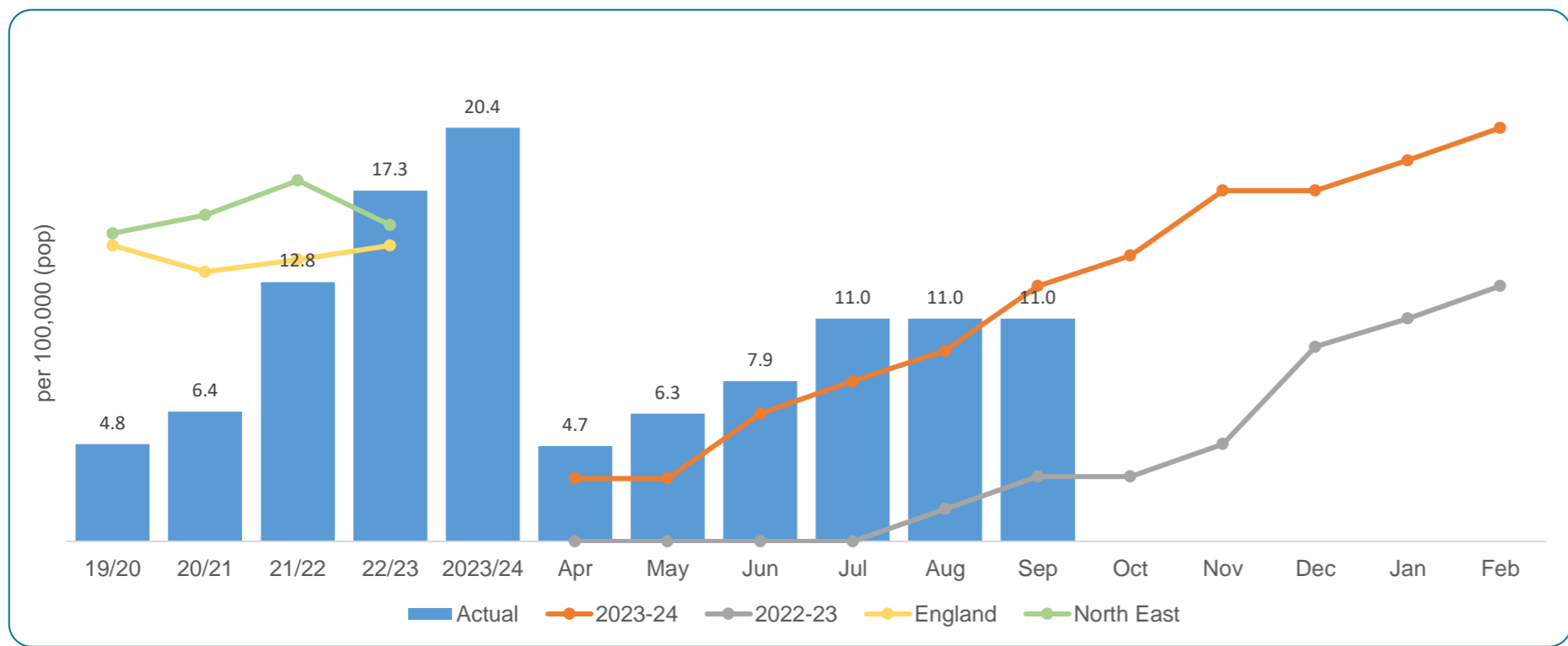


2023-24 Regional results (smaller is better) - PROVISIONAL DATA



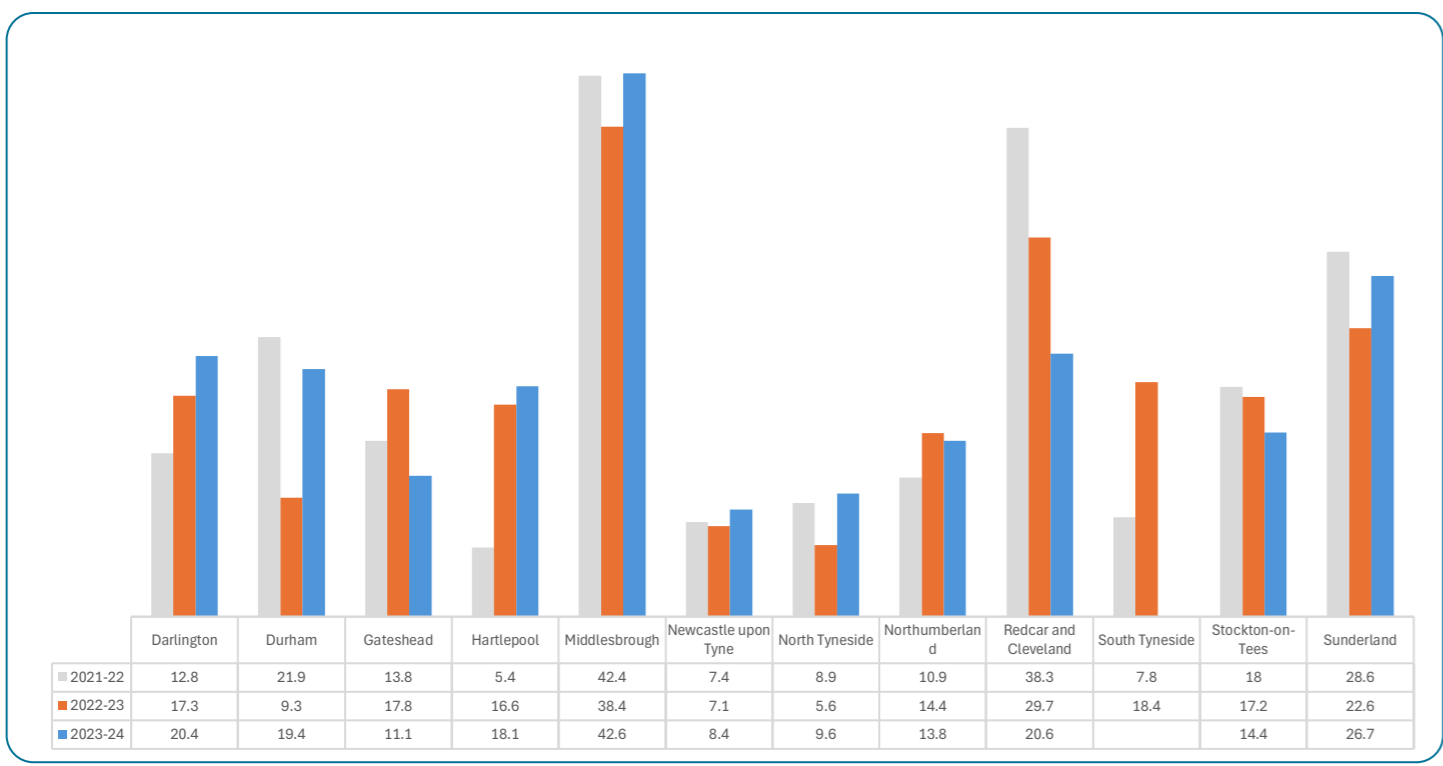
Independence	
Definition	<p>Avoiding permanent placements in residential and nursing care homes is a good indicator of maximising independence and delaying dependency. However, it is acknowledged that for some people drawing on care admission to residential or nursing care homes can represent an improvement in their situation.</p> <p>This indicator also captures efficiency. Residential and nursing care are often the most expensive forms of interventions. Relying on interventions that maximise independence - where appropriate - would represent a cost saving.</p> <p>Data source: Client level data, Office of National Statistics</p>
PERFORMANCE ANALYSIS	<p>There have been 7 18–64-year-olds who have entered permanent care since April 2024, this has resulted in the current performance figure of 11.</p> <p>Since 2019-20 the proportion of 18-64-year-olds entering permanent care has increased year on year.</p> <p>The average length of stay for those individuals currently in permanent care aged between 18-64 years old is 49 months.</p> <p>Currently the average age of 18–64-year-olds in permanent residential or nursing care is 45. This is compared to the average age being 53 during the same period last year.</p>

ASC 003 (ASCOF 2B):Adults aged 18-64 admitted on a permanent basis in the year to residential or nursing care



Darlington was ranked regionally for this indicator in 2023-24 - PROVISIONAL DATA

Regional Performance (smaller is better) - 2023-24 Regional results - PROVISIONAL DATA



2023-24 Regional results (smaller is better) - PROVISIONAL DATA

